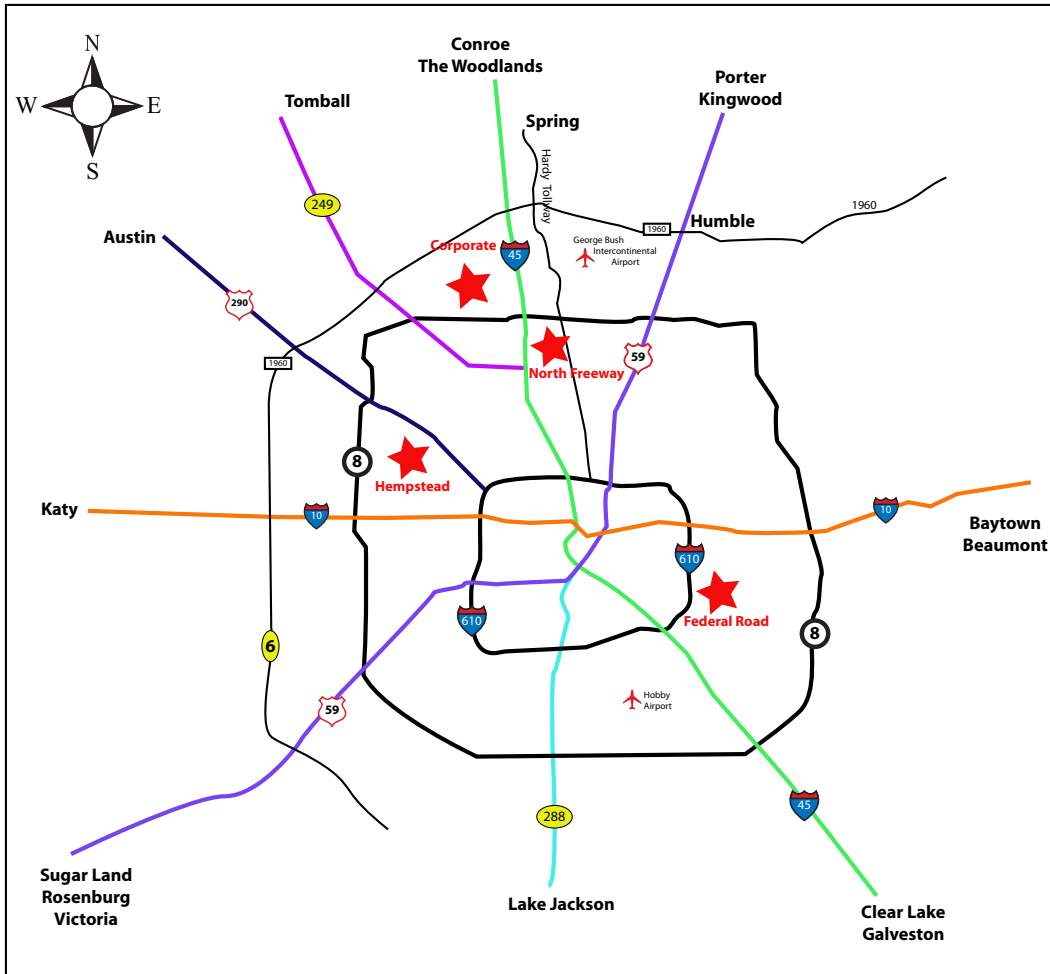
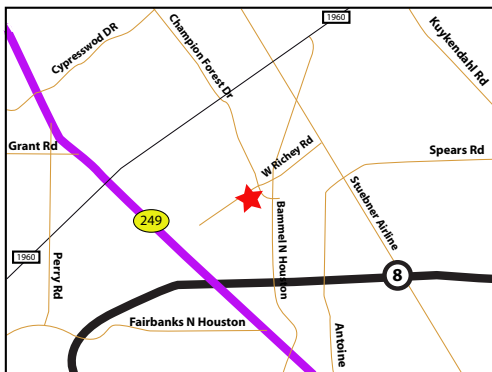




Locations and Directions



Corporate Office
5515 W Richey Rd
Houston Texas 77066
(281) 880-4200

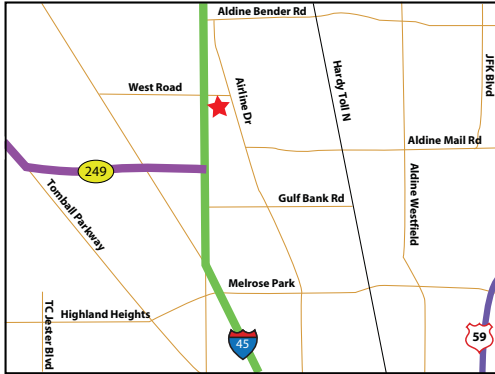


From East Houston, proceed west on the Sam Houston Tollway 2 miles. Immediately after the toll plaza, take the Antioine / Bammel North Houston exit. Follow the frontage road west to Bammel North Houston. Turn right on Bammel North Houston. Drive 1.5 miles. Turn left on Champion Forest Drive and left again on W. Richey Road. TWSCO is located on the left approximately one half block.

From West Houston, proceed north on the Sam Houston Tollway, take the Antioine / Bammel North Houston exit. Turn left on to Bammel North Houston. Drive 1.5 miles. Turn left on Champion Forest Drive and left again on W. Richey Road. TWSCO is located on the left approximately one half block.

Our corporate office is located at 5515 W. Richey Road in northwest Houston, about 30 minutes from downtown.

North Freeway
10210 I-45 North
Houston, TX
281-880-4444

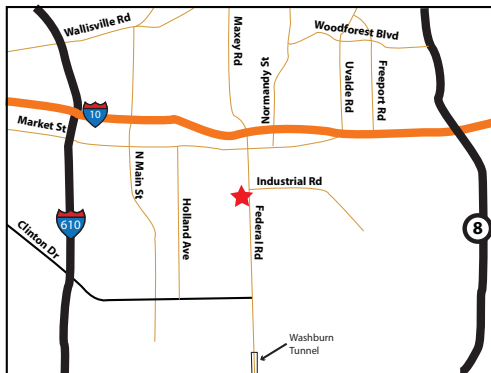


Our North Freeway facility is located at 10210 I-45 North Freeway, about 20 minutes from downtown.

From I-45 northbound, take the West Road exit. TWSCO is located on the frontage road 1 block before the West Road intersection.

From I-45 southbound, take the Mt, Houston exit. Take the U-turn to the I-45 frontage road north. Proceed towards West Road. TWSCO is located 1 block before the West Road intersection.

Federal Road
1806 Federal Road
Houston, TX
281-880-4444

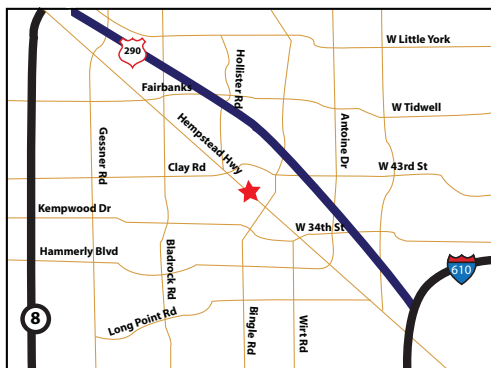


Our Federal Road facility is located at 1806 Federal Road, about 15 minutes from downtown.

From I-10 eastbound, take the Federal Road exit. Turn right on Federal Road. Proceed 1 mile. TWSCO is located on the right, half-way between I-10 and the Washburn Tunnel.

From I-10 westbound, take the Federal Road exit. Turn left on Federal Road. Proceed 1 mile. TWSCO is located on the right, half-way between I-10 and the Washburn Tunnel.

Hempstead Highway
12430 Hempstead Hwy
Houston, TX
281-880-4444



Our Hempstead Highway facility is located at 12430 Hempstead Highway, about 40 minutes from downtown.

From 290 westbound, take the Bingle exit. Turn left on Bingle. Turn right on Hempstead Highway. TWSCO is located on the right between Bingle and Clay.

From 290 eastbound, take the Bingle exit. Turn right on Bingle. Turn right on Hempstead Highway. TWSCO is located on the right between Bingle and Clay.